



# HUMIDITY CONVERSION FORMULAS



Calculation formulas for humidity



PUBLISHED BY

Vaisala Oyj  
P.O. Box 26  
FI-00421 Helsinki  
Finland

Phone (int.): +358 9 8949 1  
Fax: +358 9 8949 2227

Visit our Internet pages at [www.vaisala.com](http://www.vaisala.com)

© Vaisala 2013

No part of this document may be reproduced in any form or by any means, electronic or mechanical (including photocopying), nor may its contents be communicated to a third party without prior written permission of the copyright holder.

This material is subject to copyright protection, with all copyrights retained by Vaisala and its individual partners. All rights reserved. Any logos and/or product names are trademarks of Vaisala or its individual partners. The reproduction, transfer, distribution or storage of information contained in this document in any form without the prior written consent of Vaisala is strictly prohibited. All specifications — technical included — are subject to change without notice.

---

# Table of Contents

1. Relative humidity definitions .....	3
2. Water vapour saturation pressure.....	4
3. Calculation of dewpoint from RH.....	7
3.1 Calculation of dewpoint at different pressure.....	7
3.2 Calculation of RH from dewpoint and ambient temperature ....	8
4. Using psychrometers .....	9
5. Mixing ratio .....	10
6. Enthalpy .....	11
7. Absolute humidity.....	12
8. Parts per million (ppm).....	13
9. Enhancement factor.....	15

## 1. Relative humidity definitions

Relative humidity is at all temperatures and pressures defined as the ratio of the water vapour pressure to the saturation water vapour pressure (over water) at the gas temperature:

$$RH = P_w/P_{ws} \cdot 100\% \quad (1)$$

The total pressure does not enter the definition. Above 100°C the same definition is valid. But as the saturation vapour pressure  $P_{ws}$  is greater than 1 013 hPa (normal ambient pressure) the RH can't reach 100% in an unpressurised system.

Below 0°C the definition is also valid. Here 100%RH is also impossible because condensation will occur at a lower humidity than 100% (when the vapour is saturated against ice).

## 2. Water vapour saturation pressure

The following formula gives the water vapour saturation pressure to sufficient accuracy between 0°C and 373°C ( W. Wagner and A. Pruß:" The IAPWS Formulation 1995 for the Thermodynamic Properties of Ordinary Water Substance for General and Scientific Use ", Journal of Physical and Chemical Reference Data, June 2002 ,Volume 31, Issue 2, pp. 387535):

$$\vartheta = 1 - \frac{T}{T_c} \quad (2)$$

$$\ln\left(\frac{P_{ws}}{P_c}\right) = \frac{T_c}{T} \left( C_1\vartheta + C_2\vartheta^{1.5} + C_3\vartheta^3 + C_4\vartheta^{3.5} + C_5\vartheta^4 + C_6\vartheta^{7.5} \right) \quad (3)$$

T = Temperature in K

P<sub>ws</sub> = Saturation vapor pressure (hPa)

T<sub>c</sub> = Critical temperature, 647.096 K

P<sub>c</sub> = Critical pressure 220 640 hPa

C<sub>i</sub> = Coefficients,

C<sub>1</sub> = -7.85951783

C<sub>2</sub> = 1.84408259

C<sub>3</sub> = -11.7866497

C<sub>4</sub> = 22.6807411

C<sub>5</sub> = -15.9618719

C<sub>6</sub> = 1.80122502

---

Correspondingly the saturation water vapour pressure over ice at temperatures between -100 and 0.01°C can be calculated using:

$$\theta = \frac{T}{T_n} \quad (4)$$

$$\ln\left(\frac{P_{wi}}{P_n}\right) = a_0(1 - \theta^{-1.5}) + a_1(1 - \theta^{-1.25}) \quad (5)$$

T = Temperature in K

P<sub>n</sub> = Vapor pressure at triple point temperature, 6.11657 hPa

T<sub>n</sub> = Triple point temperature 273.16 K

P<sub>wi</sub> = Saturation vapor pressure (hPa)

a<sub>i</sub> = Coefficients,

a<sub>0</sub> = -13.928169

a<sub>1</sub> = 34.707823

If lower accuracy or a limited temperature range can be tolerated a simpler formula can be used for the water vapour saturation pressure over water (and over ice):

$$P_{ws} = A \cdot 10^{\left(\frac{mT}{T+T_n}\right)} \quad (\text{hPa}) \quad , \text{ where} \quad (6)$$

A, m, T<sub>n</sub> = constants see Table 1

T = Temperature (°C)

	A	m	Tn	max error	Temperature range
water	6.116441	7.591386	240.7263	0.083%	-20...+50°C
	6.004918	7.337936	229.3975	0.017%	+50...+100°C
	5.856548	7.27731	225.1033	0.003%	+100...+150°C
	6.002859	7.290361	227.1704	0.007%	+150...+200°C
	9.980622	7.388931	263.1239	0.395%	+200...+350°C
	6.089613	7.33502	230.3921	0.368%	0...+200°C
ice	6.114742	9.778707	273.1466	0.052%	-70...0°C

Table 1. Constants for formula 6.

Note: Constants in table 1 are fitted by Vaisala against formula (3) for water vapor saturation pressure and against formula (5) for saturation water vapor pressure over ice.

---

### 3. Calculation of dewpoint from RH

Calculate  $P_{ws}$  using formula (3) or (6)

Calculate  $P_w = P_{ws} \cdot RH/100$  (in hPa!)

Calculate dewpoint using formula (7):

$$T_d = \frac{T_n}{\left[ \frac{m}{10 \log\left(\frac{P_w}{A}\right)} - 1 \right]} \quad (7)$$

The constants in formula (7) are the same as for formula (6).

#### Example:

The ambient temperature is 40°C and the RH is 50%. Calculate  $T_d$ :

$$P_w = P_{ws}(40^\circ\text{C}) \cdot 50/100 = 36.88 \text{ hPa}$$

$$T_d = 240.7263 / (7.591386 / 10 \log(36.88 / 6.116441) - 1) = \underline{27.6^\circ\text{C}}$$

### 3.1 Calculation of dewpoint at different pressure

1. Calculate  $P_{ws}$  using formula (3) or (6)

2. Calculate measured vapor pressure (at measurement pressure)

$$P_{w_{meas}} = P_{ws} \cdot \frac{RH}{100} \quad (8)$$

3. Multiply with pressure ratio:

$$P_{w_{pres}} = \frac{P_{pres}}{P_{meas}} \cdot P_{w_{meas}} \quad (9)$$

4. Calculate dewpoint at process pressure:

$$Td_{pres} = \frac{T_n}{\left[ \frac{m}{10 \log \left( \frac{Pw_{pres}}{A} \right)} - 1 \right]} \quad (10)$$

### 3.2 Calculation of RH from dewpoint and ambient temperature

$$RH = 100\% \cdot \frac{Pws(Td)}{Pws(Tambient)} \quad (11)$$

$P_{ws}$  may be calculated using formulas (3) or (6). If the simplified formula (6) is used the expression for RH may be further simplified to:

$$RH = 100\% \cdot 10^{m \left[ \frac{Td}{Td+Tn} - \frac{Tambient}{Tambient+Tn} \right]} \quad (12)$$

Values for the constants M and Tn for the appropriate temperature range can be found in Table 1.



---

## 4. Using psychrometers

The drybulb-temperature  $T_{\text{dry}}$  and the wetbulb-temperature  $T_{\text{wet}}$  can be converted into  $P_w$  using formula (13):

$$P_w = P_{ws}(T_{\text{wet}}) - P_{\text{tot}} \cdot K \cdot (T_{\text{dry}} - T_{\text{wet}}) \quad , \text{ where} \quad (13)$$

$P_{ws}$  = Water vapour saturation pressure from formula (6)

$P_{\text{tot}}$  = Total ambient pressure

$K$  = Psychrometer constant  $0.000662^\circ\text{C}^{-1}$

When  $P_w$  is known RH can be calculated using (1) or  $T_d$  can be calculated using (7)

### Example:

$T_{\text{wet}}$  is  $38.5^\circ\text{C}$ ,  $T_{\text{dry}} = 40.0^\circ\text{C}$  and the ambient pressure is  $1013 \text{ hPa}$ . Calculate RH and  $T_d$ :

$$P_{ws}(38.5^\circ\text{C}) = 68.05 \text{ hPa}$$

$$P_{ws}(40.0^\circ\text{C}) = 73.75 \text{ hPa}$$

$$P_w = 68.05 - 1013 \cdot 0.000662 \cdot (40.0 - 38.5) = 67.04 \text{ (hPa)}$$

$$\text{RH} = 67.04 / 73.75 \cdot 100 = 90.9\%$$

$$T_d = 240.7263 / (7.591386 / {}^{10}\log(67.04 / 6.116441) - 1) = \underline{38.21^\circ\text{C}}$$

## 5. Mixing ratio

The mixing ratio (mass of water vapour/mass of dry gas) is calculated using (14):

$$X = B \cdot P_w / (P_{\text{tot}} - P_w) \quad [\text{g/kg}] \quad , \text{ where} \quad (14)$$

$$B = 621.9907 \text{ g/kg}$$

The value of B depends on the gas. 621.9907 g/kg is valid for air.

In general the constant can be calculated using:

$$B = M(\text{H}_2\text{O}) / M(\text{gas}) \cdot 1000 \quad [\text{g/kg}] \quad , \text{ where} \quad (15)$$

$M(\text{H}_2\text{O})$  = Molecular weight of water

$M(\text{gas})$  = Molecular weight of gas

For instance for hydrogen we get

$$B = 18.015 / 2.016 \cdot 1000 = 8936 \text{ g/kg}$$

### Example:

The dewpoint  $T_d$  is 40°C and the total ambient pressure  $P_{\text{tot}}$  is 998 hPa. Calculate mixing ratio:

$$P_w = P_{\text{ws}}(40^\circ\text{C}) = 73.75 \text{ hPa}$$

$$X = 621.9907 \cdot 73.75 / (998 - 73.75) = 49.63 \text{ g/kg}$$

(To obtain the mixing ratio in units of grains/pound use  $B = 4354$  [grains/pound])

---

## 6. Enthalpy

Enthalpy can be calculated from mixing ratio using (16):

$$h = T \cdot (1.01 + 0.00189X) + 2.5X \quad (\text{kJ/kg}) \quad , \text{ where} \quad (16)$$

T = Temperature (°C)

X = Mixing ratio (g/kg)

To convert to Btu/lb divide by 2.324

Note that a different base temperature for zero enthalpy, 0°F is often used together with the Btu/lb unit.

### Example:

The ambient temperature is 20°C and the relative humidity is 50%. Calculate enthalpy:

$$P_w = P_{ws}(20^\circ\text{C}) \cdot 50/100 = 11.69 \text{ hPa}$$

$$X = 621.9907 \cdot 11.69 / (1013 - 11.69) = 7.26 \text{ g/kg}$$

$$h = 20 \cdot (1.01 + 0.00189 \cdot 7.26) + 2.5 \cdot 7.26 = \underline{38.62 \text{ kJ/kg}}$$

## 7. Absolute humidity

Absolute humidity is defined as the mass of water vapour in a certain volume. If ideal gas behaviour is assumed the absolute humidity can be calculated using (17):

$$A = C \cdot P_w / T \quad (\text{g/m}^3) \quad , \text{ where } \quad (17)$$

C = Constant 2.16679 gK/J

P<sub>w</sub> = Vapour pressure in Pa

T = Temperature in K

### Example:

The ambient temperature is 20°C and the relative humidity is 80%. Calculate absolute humidity:

$$P_w = P_{ws}(20^\circ\text{C}) \cdot 80/100 = 18.7 \text{ hPa}$$

$$A = 2.16679 \cdot 1870 / (273.15 + 20) = \underline{13.82 \text{ g/m}^3}$$

---

## 8. Parts per million (ppm)

Parts per million values are usually given vs. the amount of dry air:

I: Volume/volume PPM<sub>v</sub>(dry):

$$PPM_v = \frac{P_w}{P_{tot} - P_w} 10^6 \quad (18)$$

Where

$P_w$  = Water vapour pressure

$P_{tot}$  = Total pressure

II: Mass/mass PPM<sub>m</sub>(dry)

$$PPM_m = \frac{M_w P_w}{M_d (P_{tot} - P_w)} 10^6$$
$$\frac{M_w}{M_d} = 0.62199 \quad (19)$$

Where

$P_w$  = Water vapour pressure

$P_{tot}$  = Total pressure

$M_w$  = Molecular mass of water

$M_d$  = Molecular mass of dry air

From wet air:

III: Volume/volume PPM<sub>v</sub>(wet):

$$PPM_v = \frac{P_w}{P_{tot}} 10^6 \quad (20)$$

IV: Mass/mass PPM<sub>m</sub>(wet)

$$PPM_m = \frac{M_w P_w}{M_d P_{tot}} 10^6$$

$$\frac{M_w}{M_d} = 0.62199 \quad (21)$$

**Example:**

The dewpoint is 7°C and the total pressure is 998 hPa. Calculate PPM<sub>v</sub>(dry).

By using formula (6) with the dewpoint temperature,  $P_w = P_{ws}(T_d)$ , we get  $P_{ws}(7^\circ\text{C}) = 10.02$  hPa. Now:

$$PPM_v = \frac{10.02}{(998 - 10.02)} 10^6 = 10142$$

---

## 9. Enhancement factor

The water vapour saturation pressures described in Paragraph 2 are exactly valid only in vacuum (water vapour is the only gas present). If other gases are present the real saturation vapour pressure  $P_{ws}$  will increase. For ambient pressure and lower pressures this effect is typically ignored. But at pressures significantly above ambient it has to be taken into account. The enhancement factor  $f$  has been defined as follows:

$$f = \frac{X_w \cdot P}{P_{ws}} \quad , \text{ where} \quad (22)$$

$X_w$  = The mole fraction of water vapour in the gas phase

$P$  = Total pressure

$P_{ws}$  = The saturation water vapour pressure (from Paragraph 2)

$x_w \cdot P$  is in effect the water vapour pressure at saturation at pressure  $P$

For CO<sub>2</sub>-free air the following equation for  $f$  has been proposed (Greenspan: J. of Research of the NBS vol 80A, No. 1 p 41-44)

$$f = e^{\left[ \alpha \left( 1 - \frac{P_{ws}}{P} \right) + \beta \left( \frac{P}{P_{ws}} - 1 \right) \right]} \quad (23)$$

The parameters  $\alpha$  and  $\beta$  depend on the temperature as follows:

$$\alpha = \sum_{i=1}^4 A_i t^{(i-1)} \quad (24)$$

$$\beta = e^{\sum_{i=1}^4 B_i t^{(i-1)}} \quad (25)$$

$T$  = Temperature (°C)


The parameters  $A_i$  and  $B_i$  are listed below:

	water -50 to 0°C	water 0 to 100°C	ice -100 to 0°C
A1	$3.62183 \cdot 10^{-4}$	$3.53624 \cdot 10^{-4}$	$3.64449 \cdot 10^{-4}$
A2	$2.60553 \cdot 10^{-5}$	$2.93228 \cdot 10^{-5}$	$2.93631 \cdot 10^{-5}$
A3	$3.86501 \cdot 10^{-7}$	$2.61474 \cdot 10^{-7}$	$4.88635 \cdot 10^{-7}$
A4	$3.82449 \cdot 10^{-9}$	$8.57538 \cdot 10^{-9}$	$4.36543 \cdot 10^{-9}$
B1	-10.7604	-10.7588	-10.7271
B2	$6.39725 \cdot 10^{-2}$	$6.32529 \cdot 10^{-2}$	$7.61989 \cdot 10^{-2}$
B3	$-2.63416 \cdot 10^{-4}$	$-2.53591 \cdot 10^{-4}$	$-1.74771 \cdot 10^{-4}$
B4	$1.67254 \cdot 10^{-6}$	$6.33784 \cdot 10^{-7}$	$2.46721 \cdot 10^{-6}$

The formulas above are fitted for the pressure range 1 ... 20 atm.

for instance at 20°C ad 10 bars  $f = 1.031$





[www.vaisala.com](http://www.vaisala.com)